






## Product Sheet

**Part Number:** CTF 40 R



<b>Family</b>	CLASS insert series
<b>Version</b>	with terminal block, screw terminal connection
<b>Series</b>	CT
<b>Product type</b>	with female contacts
<b>Type</b>	right side mounting
<b>Model</b>	female insert
<b>Reference standard</b>	EN 61984 (2001-11)
<b>Contact type</b>	silver plated
<b>No. of poles</b>	40 poles + 
<b>Voltage (V)</b>	250V
<b>Current (A)</b>	10A (A.C./D.C.)
<b>Wire section</b>	0,75mm <sup>2</sup> - 2,5mm <sup>2</sup>
<b>Awg size</b>	18 - 14
<b>Quality mark</b>	 600V  GOST 
<b>IP degree of protection</b>	degree of protection IP20 without enclosure, IP65, IP66, IP67 (EN 60529) and IP69K (DIN 40050 - 9) with enclosure

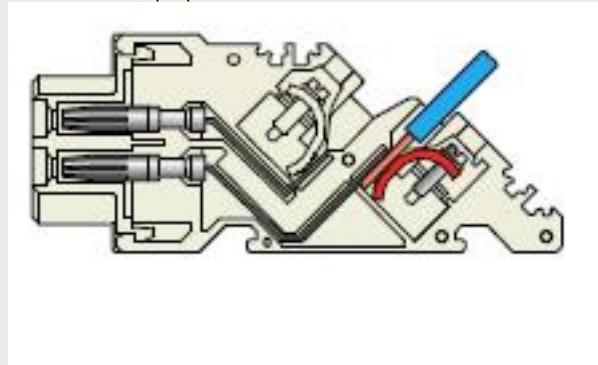
The information and the dimensions contained are not binding and may be changed without prior notice.  
The drawing's dimensions are in mm.

**Fixing centre distance** size "57.27" only bulkhead mounted housing

**Impulse withstand voltage** 4kV

**Pollution degree** 3

**Notes** CT ... : for non-prepared conductors



The information and the dimensions contained are not binding and may be changed without prior notice.  
The drawing's dimensions are in mm.